



JCS TECHNOLOGIES

Fibre Optic Patch Leads






FIBRE OPTIC PATCH LEADS

APPLICATION

- Suitable for general indoor use, such as routing connections and patching systems
- Data centre equipment, cross connect and lead-ins
- Termination enclosure to equipment patching

FEATURES

- Resilient and flexible
- LSZH Jacket as stock standard
- Factory-terminated and tested
- Standards based testing provides traceable and repeatable results
- Ultra high performance zirconia ferrules
- Factory terminated under ISO9001 quality control procedures
- Interferometer testing for endface geometry
- Individually bagged and labelled
- Broad stock holding range
- Specialists in harsh environment / hybrid terminations
- RoHS Compliant
- Corning Glass
- 25 Year Warranty on workmanship



JCS Technologies manufactures and supplies high quality, low loss fibre optic leads and assemblies using only the highest grade components advanced inspection and characterisation tools.

All JCS patch leads are 100% factory tested and hold a 25-year guarantee.

JCS patch leads are by standard LSZH and come in a wide variety of connectors and lengths across all modes. IL is max 0.15db to ensure you receive high quality as a standard.

Please contact JCS Sales if you require any special cable construction, connectors styles or mode specifications.

JCS Technologies offers a full range including armoured patch leads, Flexi-Boot, LC Secured, reduced diameter and many other variants.

**JCS Technologies
is ISO 9001:2015
Certified**



All JCS and technology partner processes are certified to ISO9001, employing advanced test and measurement technology including Interferometer connector end face analysis and return loss testing compliant with and fully traceable to international standards. JCS cable assemblies are machine polished using the highest quality components to ensure a consistent high quality, long lasting termination that exceeds performance requirements.

NOTE: If there is a particular product not listed that you require, please don't hesitate to contact the JCS Technologies Sales and Support Team today

FIBRE OPTIC PATCH LEADS | JCS TECHNOLOGIES |
SALES@JCSTECH.COM.AU | +61 2 8878 6600 | JCSTECH.COM.AU





FIBRE CONNECTOR TYPES

Typical fibre connector interfaces are LC, SC, and ST in either multi-mode or single-mode applications. The matrix (right) refers to those commonly used in Australia market, with custom lengths, colours and types available on request.



SC SCA LC LCA ST FC FCA MTP

JCS advanced fibre facility offers a full capability for harsh environment, military, tactical field, industrial, mining and broadcast fibre leads and assemblies.



MU LCD LCU FSD ESC MTRJ

TECHNICAL SPECIFICATIONS

Connector Optical Specifications

Connector Types: LC, SC, ST, FC	Units	MM 850/1300 nm				SM 1310/1550 nm			
		Standard		Low Loss		UPC		APC	
		Typ	Max	Typ	Max	Typ	Max/Min	Typ	Max/Min
Max. Insertion Loss	dB	0.1	0.15	0.1	0.15	0.08	0.15	0.08	0.15
Min. Return Loss	dB	N/A				58	55	70	65

Cable / Fibre Optical Specifications

Fibre and Cable Optical Parameters			Multimode			Singlemode
	Condition	Units	OM1	OM3	OM4	OS1/OS2
Geometry	core/clad dia.	µm	62.5/125	50/125	50/125	9/125
Standard			TIA/EIA 492AAAA	ITU G651.1	ITU G651.1	ITU G657.A2
Attenuation	850/1300nm Typical	dB/km	3.0/1.0	3.0/1.0	3.0/1.0	0.36/0.22
	850/1300nm	Maxv dB/km	3.5/1.5	3.5/1.5	3.5/1.5	0.5/0.4
	1550nm	dB/km	-	-	-	0.25
Bandwidth	850nm (LED)	MHz.km	200	1500	3500	-
	1300nm (LED)	MHz.km	500	500	500	-
Bandwidth	850nm (Laser)	MHz.km	-	2000	4700	-
	1300nm (Laser)	MHz.km	-	500	500	-
Min Bend Radius	mm		25	25	25	7.5

NOTE: If there is a particular product not listed that you require, please don't hesitate to contact the JCS Technologies Sales and Support Team today



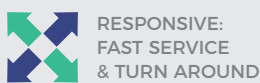
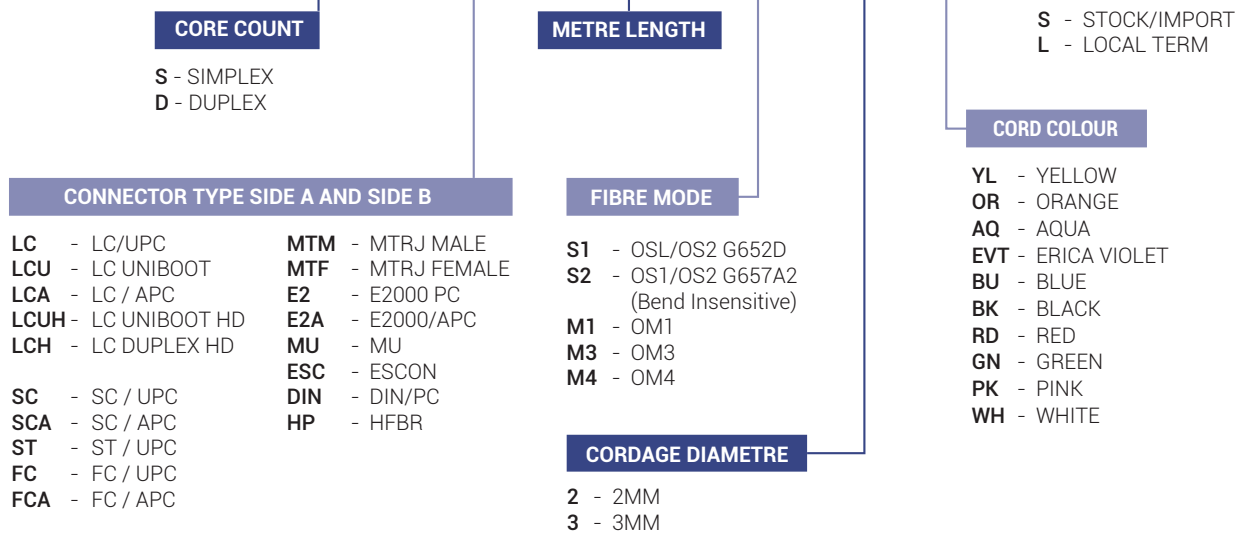
Cable / Fibre Mechanical and Environmental Specifications

Cable Parameters	Condition/Unit	3mm		2mm	
		Simplex	Duplex	Simplex	Duplex Fig 8
Temperature °C	Operating			-40/+85	
	Storage			-55/+85	
	Installation			-10/+60	
Impact Resistance	Impacts	1000		750	200
Flex Resistance	Cycles	7500			
Crush Resistance	N/100mm ²	500	1000	500	1000
Flame Retardancy		IEC 60332-1	IEC 60332-3	IEC 1034 1/2	IEC 60754-1/2
Diametre	mm	3	2.8*5.7	2	2.0 x 4.1
Weight	kg/km	6.8	13.2	3.5	8.2
Tensile Load	Short Term N	150	300	100	200
	Long Term N	80	200	60	100

JCS Technologies Pigtails and Patch Leads meet the functional requirements of the following standards:

- GR-409-CORE
- TIA-568
- IEC61300-3-4
- GR-326-CORE
- ICEA-S-83-596
- TIA-598
- IEC61300-3-6
- IEC61753-1

D-STSTM-S2-2YL-S



LOCAL MANUFACTURE, SALES AND SOLUTIONS

JCS TECHNOLOGIES PTY LTD | WWW.JCSTECH.COM.AU |
UNIT 2, 2 HOLKER STREET | NEWINGTON | NSW 2127 |

T: +61 2 8878 6600 | F: +61 2 9808 2622 | SALES@JCSTECH.COM.AU |

JCSTECH.COM.AU

